

**DRAFT MINUTES OF A REGULAR MEETING OF
HAMILTON COUNTY RECYCLING AND SOLID WASTE DISTRICT
POLICY COMMITTEE**

DATE: January 18, 2018

TIME: 1:30 p.m.

PLACE: Hamilton County Department of Environmental Services
250 William Howard Taft Road - First Floor
Cincinnati, Ohio 45219

PRESENT: **Policy Committee Members**

Elizabeth Bruggeman, General Interest Member
Tim Ingram, Hamilton County Public Health Representative
Jeff Luehrmann, Generator Representative
Sue Magness, Largest Municipality Representative
Isabella Mazza, Student Representative
Todd Portune, Hamilton County Commissioner, Chair
Raj Rajagopal, Township Representative
Larry Riddle, Rumpke
Tom Turchiano, Public Member

Staff

Michelle Balz, Assistant Solid Waste Manager
Holly Christmann, Director
Ali Khodadad, Operations Coordinator
Jenny Lohmann, Program Specialist
Brad Miller, Assistant Director
Cher Mohring, Program Specialist
Susan Schumacher, Assistant Solid Waste Specialist, Clerk
Mary Sticklen, Business Specialist

Others in Attendance

Christina Alexander, Cincinnati State
Nick Beiting, Cincinnati State
Becky Campbell, Anderson Township
Ernest Chasteen, Cincinnati State
Colin Cornelius, Cincinnati State
Chuck DeJonckheere, Hamilton County Public Health
Gabriel Ealy, Cincinnati State
Katie Evans, Best Way Disposal
Ann Fallon, Cincinnati State
Dean Ferrier, Rumpke
Greg Kesterman, Hamilton County Public Health
Alex Kimball, Cincinnati State
Adam Martini, Cincinnati State
Dan McCabe, Environmental Enterprises, Inc.
Brandon Smith, Cincinnati State
Chase Von Deilen, Cincinnati State

1. CALL TO ORDER

Mr. Ingram called the meeting to order at 1:33 p.m. and welcomed everyone. Mr. Ingram introduced himself and stated that he was not the Chair or Vice-Chair but has been asked to step in until the Chair, Commissioner Portune arrives.

Mr. Ingram stated that he was the Hamilton County Health Commissioner and wanted to give the floor to the newest member from Colerain Township, Trustee Raj Rajagopal, and asked if he wanted to say a few words. Mr. Rajagopal thanked everyone for giving him this opportunity to serve this committee representing Colerain Township and all of the Hamilton County Townships. Mr. Rajagopal stated that he was a big fan of recycling and was very excited to sit on this Committee.

Mr. Ingram welcomed Mr. Rajagopal.

2. CLERK'S REPORT

A. Approval of Minutes – November 16, 2017 Policy Committee Meeting

Mr. Ingram asked for a motion to approve the minutes. Ms. Magness moved to approve the minutes. Mr. Turchiano seconded. All were in favor and the motion was approved.

B. Additions to the Agenda

Ms. Christmann introduced Ms. Sticklen as the District's new Business Specialist who will be focusing her efforts working with industry and commercial businesses to reduce their waste stream. Ms. Christmann stated that Ms. Sticklen started in early December and has done a remarkable job in the short time she has been with the District. Mr. Ingram welcomed Ms. Sticklen and asked her to say a few words. Ms. Sticklen briefly spoke about her focus on businesses reducing waste instead of just recycling and also looking at employee behavior to break down barriers to start recycling, etc. Also, since the District's focus is on wasted food, Ms. Sticklen stated that she will be trying to help institutions (hospitals and colleges) with that as well.

3. DISTRICT REVENUE UPDATES/ANALYSIS

Ms. Christmann stated that revenue continues to exceed the District's projections as shown in Attachment B. Revenue is higher than 2016; up about 10 percent or \$230,000 from January through November, 2017 for which the reasons have been discussed over the past year.

Ms. Christmann stated that 2017 revenue will be approximately \$2.9 million.

4. POLICY ITEMS

A. Ohio EPA Grant Applications

Ms. Christmann stated that every year, Ohio EPA solicits applications for their Market Development Grants which are grants open to businesses and organizations looking to expand either the markets for recyclables or expand the amount of recycling happening in both the public and private sector.

Ms. Christmann stated that businesses that want to apply for this grant must go through a city, township, village or solid waste district to access those funds. So for many years, the District has been a pass-through organization for businesses in Hamilton County to apply for these grant funds.

Ms. Christmann stated that this year, the District received two companies interested in applying for Market Development Grants. One is Tri-State Escrap located in Whitewater Township.

Policy Committee Meeting

January 18, 2018

Page 3

Ms. Christmann stated that they are requesting about \$189,000 in Ohio EPA funds and are going to match 100% of those funds in order to process copper wire. Ms. Christmann briefly explained how the process worked. Tri-State Escrap will be purchasing several pieces of equipment; conveyors, shredders, shaker table, and magnets to remove all the contaminants from the copper wire. This will allow them to expand their business and also process material from other recyclers.

Ms. Christmann stated that right now, Tri-State Escrap's output is 700 pounds per day and with this new equipment their output will be 1,000 pounds per hour.

Ms. Christmann stated that with every Market Development Grant, the District asks the community where the company is located to make sure there are no objections and Whitewater Township had no objections to the District applying for a grant on Tri-State Escrap's behalf.

A brief discussion ensued regarding their processes.

Ms. Christmann stated that MadTree Brewing, in the City of Cincinnati, is requesting about \$6,000 in grant funds to purchase a cardboard baler for their brewery. MadTree Brewing is also going to match 100% with about \$6,000. This will allow them to better manage all of the cardboard they are taking in and hopefully capture more of that cardboard as well.

Ms. Christmann stated that the District did check with the City of Cincinnati and they have no objections with this grant application.

Mr. Ingram entertained a motion to approve the grant applications for Tri-State Escrap and MadTree Brewing. Ms. Magness moved to approve; Ms. Bruggeman seconded. All were in favor and the motion was approved.

B. Vice-Chair Nominations

Mr. Ingram stated that traditionally, the Committee has always allowed, unless someone feels differently, the President of the Board of County Commissioners or the Commission member who was appointed to the Policy Committee to Chair the Committee and the other elected official has always been the Vice-Chair and asked if this was correct. Ms. Christmann stated that the Vice-Chair has been the elected official the past few years but it is not always like that and that it has always been one of the statutory members (City of Cincinnati, Health Commissioner, or Township Trustee).

Mr. Ingram asked if there were any nominations for the Vice-Chair. Ms. Magness nominated Mr. Ingram. Mr. Turchiano and Mr. Rajagopal seconded.

Mr. Ingram stated that a motion was needed to close the nominations. Ms. Magness moved to close the nominations. Mr. Turchiano seconded.

Mr. Ingram stated that a motion needs to be made to approve Mr. Tim Ingram as Vice-Chair of the Policy Committee. Ms. Bruggeman moved approval; Mr. Turchiano seconded. All were in favor and the motion was approved.

5. INFORMATIONAL ITEMS

A. Status of Policy Committee Member Term Limits

Ms. Christmann stated that there are two members whose terms expire this year; Mr. Luehrmann whose last meeting will be in March and Ms. Bruggeman whose last meeting is in May. Both of these members have served

their two, two-year terms so staff is currently seeking a new Waste Generator Representative to replace Mr. Luehrmann. These applications are out and open right now. The applications are due February 15.

Ms. Christmann stated that Ms. Bruggeman's position will not be posted for another month or so.

Ms. Christmann stated that if members know of anyone who represents either a business, industry, or institution, please encourage them to apply and she can be contacted for any questions.

Ms. Christmann asked for volunteers to assist in the interview process for potential Policy Committee applicants. Ms. Magness and Mr. Luehrmann volunteered to assist.

Mr. Ingram asked for clarification regarding the term limits and if both members were topped out. Ms. Christmann stated that there are always two, two-year terms. Mr. Ingram thanked Mr. Luehrmann and Ms. Bruggeman for their service on the Committee. Ms. Christmann stated that they could apply again.

B. 2018 Work Plan

Ms. Christmann stated that 2018 will be a busy year and included as Attachment C was the 2018 work plan which includes all the programs that will be worked on, what their goals are, and a brief description of what those programs are.

Ms. Christmann stated that there are a lot of new programs based on the recently approved solid waste management plan. A few new programs are illegal dumping enforcement program with the Sheriff, focus on wasted food as has been discussed over the past year, more advertising on residential recycling, and as heard from Ms. Sticklen, staff will be focusing a lot on businesses as well.

Mr. Portune asked if there was anything in particular in the 2018 work plan that Committee members wanted to discuss further, either today or at a future meeting. Hearing none, stated that he would like to have more discussion on exactly how we are going to work to get the word out and get greater participation in the commercial business waste reduction stream which has always been an issue for the District. Mr. Portune stated that he would like to have a public discussion around the whole issue on how this is going to happen, who will be engaged, why staff has reason to believe that the work plan that the Committee is supporting is going to be successful, will there be periodic updates so that progress can be checked and make sure certain things are working or not working.

Mr. Portune stated that as it relates to the food waste/organic waste, if done correctly, the work plan is going to produce several benefits. It will significantly reduce food waste going into the landfill which is a longstanding goal. It is one of those principal issues that has arisen as longtime members know in the whole MSD City/County discussion and reduction of waste streams and the like. Anaerobic digestion being a new technology that there is interest in exploring significantly and potentially constructing one or more digesters throughout the county. Just highlighting this and having this issue be more on the front of people's minds will reduce food waste period and people will be more conscience of what they are eating, portion sizes, etc. Hopefully people will be more selective in those kinds of choices so there will be a lot less food waste period.

Ms. Magness stated that she thinks the real silver lining is reducing hunger and if we can reduce food waste, we can also reduce hunger.

Ms. Christmann thanked Mr. Portune and stated that staff would try and have both of these plans at the March meeting. Mr. Ingram complimented staff on the work plan. Ms. Christmann stated that Ms. Balz put it together.

C. Wasted! The Story Food Waste

Ms. Christmann stated that thanks to Ms. Lohmann, who has worked with quite a few partners, we will have a special screening of Wasted! The Story of Food Waste which is a film produced by Anthony Bourdain and will be shown at Memorial Hall on January 28. Doors open at 3:00 p.m. and the film begins at 3:30 p.m.

Ms. Christmann stated that there will be a panel discussion afterwards about food waste and the challenges and opportunities we have and also, the Chef's Collaborative will be making some light bites for folks to have afterwards for more networking.

Ms. Christmann thanked the members on the Committee who are planning to attend. There are over 200 people registered with a capacity of 550. Ms. Christmann stated that she could not thank Ms. Lohmann enough for her passion and drive to get this event planned. It is going to be an amazing event and the District is very excited to be a part of it.

Ms. Christmann stated that this event will be a great kick-off to the bigger campaign that will be going on later this year. If anyone else is interested in attending, please let her know.

The Committee discussed ways to promote the event.

6. TENTATIVE FUTURE AGENDA ITEMS

- Plans/updates for the commercial business waste reduction program and food waste.
- Ms. Magness stated that she has been looking into resilience lately and wanted to see if Hamilton County was prepared for the next disaster to make sure materials can be sorted, stage the brush to get composted, etc. rather than having everything landfilled.

Mr. Portune stated that this goes back to Hurricane Ike in 2008 and how this affected the county. During the response to that, arrangements were made for tub grinders to be brought in to help dispose of the debris in a variety of different ways and if he recalls correctly, there was something that came from that, at least in terms of a protocol on steps that would be taken with respect to the handling of significant yard waste, wood waste, etc.

Ms. Christmann stated that we do have a policy of when the District would access its carry-over balance to conduct some clean-up efforts for vegetative debris. A lot was learned from the 2008 wind storm and staff has worked closely with Hamilton County Emergency Management Agency and have a much better relationship on emergency planning.

Ms. Christmann stated that she and Mr. DeJonckheere will be speaking with Public Works Directors about staging, stockpiling of debris, and debris sites.

Mr. Portune stated that since that time, the county-wide all hazards mitigation plan has been developed and adopted that involves the coordination of all assets in response and recovery efforts. We are through county homeland security and emergency management continuing to try to challenge ourselves on addressing issues of response and recovery. We are getting into areas of power, sustainability to plan for and be proactive in the event that the grid is down for long periods of time. FEMA.gov, READY.gov, etc. all try and get people to develop their "ready kits" anywhere from three days to two weeks. The reality is what the emergency planners wish and hope that people could plan for is a really a huge challenge is six months.

Mr. Portune discussed in more detail the county-wide all hazards mitigation plan.

Mr. Ingram suggested inviting Nick Crossley of the Emergency Management Agency come and speak at a future meeting.

7. POLICY COMMITTEE MEMBERS' COMMENTS

Mr. Portune acknowledged and welcomed the Cincinnati State students in the audience. Ms. Fallon stated that they were solid waste management students.

8. PUBLIC COMMENTS

Ms. Fallon stated that the PR was pretty good relating to the Wasted! Movie screening and asked if the \$20 fee could be waived or reduced if there are a lot of open seats closer to the date of the showing. If there are, let her know and she will distribute them to her interested students. Ms. Lohmann thanked Ms. Fallon and stated that the partners, since it is a benefit for La Soupe and Chefs Collaborative, at the beginning of the planning of the event, agreed that the event will be \$20 per person. Ms. Lohmann stated that she would certainly approach this subject with the partners again.

Ms. Fallon stated that in reviewing minutes from past meetings, somewhere Ms. Lohmann was mentioning the whole arena of food waste and getting food to food banks; there was a mention of food shortages among university students. Ms. Fallon stated that she did not know if staff was aware of this but CTC has a food pantry that is free for any of their students to use. If there is ever connection to be made there, let Ms. Fallon know. The pantry is stocked with donations from people within the school and it goes to other people in the school, parts of their culinary institute and some other random partners. Ms. Fallon stated that if there is ever a connection that can be made there that would help provide food to some of their students in need that would be great.

Ms. Magness asked Ms. Fallon if they were a part of the Greater Cincinnati Pantry Coalition. Ms. Fallon stated probably but that she did not know for sure. Ms. Magness stated that all of the food pantries are coming to a field trip at the MRF to learn more about recycling.

9. UPCOMING DISTRICT MEETINGS

The next Hamilton County Recycling and Solid Waste Policy Committee meeting will be held on Thursday, March 15, 2018. The meeting will begin at 1:30 p.m. at Hamilton County Department of Environmental Services located at 250 William Howard Taft Road - First Floor, Cincinnati, Ohio 45219.

10. ADJOURNMENT

Mr. Portune entertained a motion to adjourn. Mr. Ingram moved; Ms. Magness seconded. Mr. Portune stated that by rising vote, the meeting was adjourned at 2:23 p.m.

2018 Tipping Fee Receipts

*Rumpke '18	In District	Out of District	Out of State		Total Tonnage	Total Dollars		Quarterly Tons	Quarterly \$\$
Jan	0.00	0.00	0.00		0.00	\$0.00			
Feb					0.00	\$0.00			
Mar					0.00	\$0.00		0.00	\$0.00
Apr					0.00	\$0.00			
May					0.00	\$0.00			
Jun					0.00	\$0.00		0.00	\$0.00
Jul					0.00	\$0.00			
Aug					0.00	\$0.00			
Sep					0.00	\$0.00		0.00	\$0.00
Oct					0.00	\$0.00			
Nov					0.00	\$0.00			
Dec					0.00	\$0.00		0.00	\$0.00
Total	0.00	0.00	0.00		0.00	0.00		0.00	0.00
*Bond Road Landfill									
Rumpke '18	In District	Out of District	Out of State		Total Tonnage	Total Dollars		Quarterly Tons	Quarterly \$\$
Jan	73,091.71	78,972.47	7,463.65		159,527.83	\$238,500.30			
Feb					0.00	\$0.00			
Mar					0.00	\$0.00		159,527.83	\$238,500.30
Apr					0.00	\$0.00			
May					0.00	\$0.00			
Jun					0.00	\$0.00		0.00	\$0.00
Jul					0.00	\$0.00			
Aug					0.00	\$0.00			
Sep					0.00	\$0.00		0.00	\$0.00
Oct					0.00	\$0.00			
Nov					0.00	\$0.00			
Dec	83,077.29	78,480.57	6,952.71		168,510.57	\$246,991.14		168,510.57	\$246,991.14
Total	156,169.00	157,453.04	14,416.36		328,038.40	\$485,491.44		328,038.40	\$485,491.44
Grand Ttl	156,169.00	157,453.04	14,416.36		328,038.40	\$485,491.44		328,038.40	\$485,491.44
<i>% of Total</i>	<i>Tier 1</i>	<i>Tier 2</i>	<i>Tier 3</i>						
<i>tonnage</i>	47.61%	48.00%	4.39%						
<i>dollars</i>	32.17%	64.86%	2.97%						

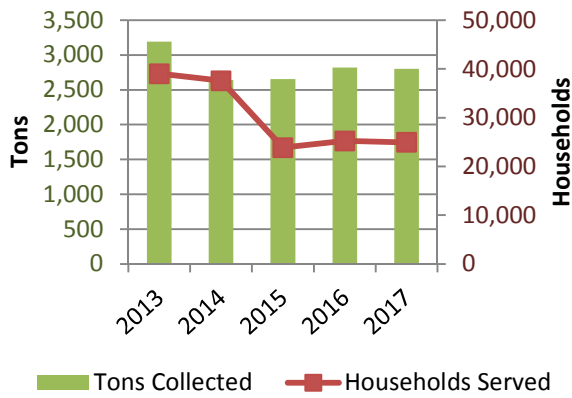
2017 Tipping Fee Receipts

*Rumpke '17	In District	Out of District	Out of State		Total Tonnage	Total Dollars		Quarterly Tons	Quarterly \$\$
Jan	0.00	0.00	0.00		0.00	\$0.00			
Feb					0.00	\$0.00			
Mar					0.00	\$0.00		0.00	\$0.00
Apr					0.00	\$0.00			
May					0.00	\$0.00			
Jun					0.00	\$0.00		0.00	\$0.00
Jul					0.00	\$0.00			
Aug					0.00	\$0.00			
Sep					0.00	\$0.00		0.00	\$0.00
Oct					0.00	\$0.00			
Nov					0.00	\$0.00			
Dec					0.00	\$0.00		0.00	\$0.00
Total	0.00	0.00	0.00		0.00	0.00		0.00	0.00
*Bond Road Landfill									
Rumpke '17	In District	Out of District	Out of State		Total Tonnage	Total Dollars		Quarterly Tons	Quarterly \$\$
Jan	65,427.01	69,891.01	7,679.38		142,997.40	\$212,888.41			
Feb					0.00	\$0.00			
Mar					0.00	\$0.00		142,997.40	\$212,888.41
Apr					0.00	\$0.00			
May					0.00	\$0.00			
Jun					0.00	\$0.00		0.00	\$0.00
Jul					0.00	\$0.00			
Aug					0.00	\$0.00			
Sep					0.00	\$0.00		0.00	\$0.00
Oct					0.00	\$0.00			
Nov					0.00	\$0.00			
Dec					0.00	\$0.00		0.00	\$0.00
Total	65,427.01	69,891.01	7,679.38		142,997.40	\$212,888.41		142,997.40	\$212,888.41
Grand Ttl	65,427.01	69,891.01	7,679.38		142,997.40	\$212,888.41		142,997.40	\$212,888.41
% of Total	Tier 1	Tier 2	Tier 3						
tonnage	45.75%	48.88%	5.37%						
dollars	30.73%	65.66%	3.61%						

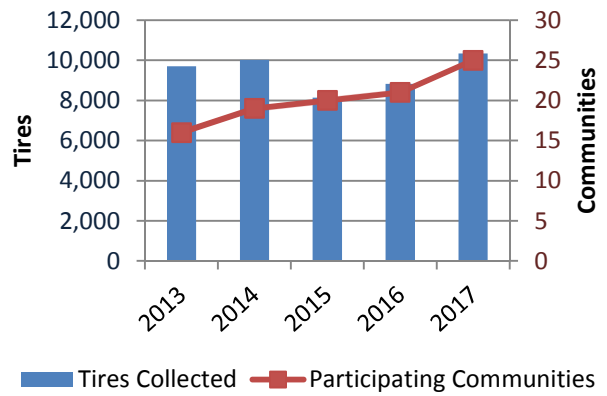
2017 Tipping Fee Receipts

*Rumpke '17	In District	Out of District	Out of State		Total Tonnage	Total Dollars		Quarterly Tons	Quarterly \$\$
Jan	0.00	0.00	0.00		0.00	\$0.00			
Feb	0.00	0.00	0.00		0.00	\$0.00			
Mar	0.00	0.00	0.00		0.00	\$0.00		0.00	\$0.00
Apr	0.00	0.00	0.00		0.00	\$0.00			
May	0.00	0.00	0.00		0.00	\$0.00			
Jun	9.69	0.00	0.00		9.69	\$9.69		9.69	\$9.69
Jul	0.00	0.00	0.00		0.00	\$0.00			
Aug	0.00	0.00	0.00		0.00	\$0.00			
Sep	0.00	0.00	0.00		0.00	\$0.00		0.00	\$0.00
Oct	0.00	0.00	0.00		0.00	\$0.00			
Nov	0.00	0.00	0.00		0.00	\$0.00			
Dec	0.00	0.00	0.00		0.00	\$0.00		0.00	\$0.00
Total	9.69	0.00	0.00		9.69	9.69		9.69	9.69
*Bond Road Landfill									
Rumpke '17	In District	Out of District	Out of State		Total Tonnage	Total Dollars		Quarterly Tons	Quarterly \$\$
Jan	65,427.01	69,891.01	7,679.38		142,997.40	\$212,888.41			
Feb	58,561.80	66,241.67	6,521.70		131,325.17	\$197,566.84			
Mar	69,389.43	73,867.67	8,192.84		151,449.94	\$225,317.61		425,772.51	\$635,772.86
Apr	63,233.47	72,416.36	7,515.51		143,165.34	\$215,581.70			
May	74,956.37	88,177.74	8,879.04		172,013.15	\$260,190.89			
Jun	70,277.98	74,727.38	8,430.66		153,436.02	\$228,163.40		468,614.51	\$703,935.99
Jul	68,172.80	82,261.31	7,899.69		158,333.80	\$240,595.11			
Aug	88,845.45	86,425.86	8,192.08		183,463.39	\$269,889.25			
Sep	108,997.28	79,982.16	7,582.51		196,561.95	\$276,544.11		538,359.14	\$787,028.47
Oct	81,945.26	85,876.90	7,742.08		175,564.24	\$261,441.14			
Nov	86,805.73	85,632.29	8,208.42		180,646.44	\$266,278.73			
Dec	83,077.29	78,480.57	6,952.71		168,510.57	\$246,991.14		524,721.25	\$774,711.01
Total	919,689.87	943,980.92	93,796.62		1,957,467.41	\$2,901,448.33		1,957,467.41	\$2,901,448.33
Grand Ttl	919,699.56	943,980.92	93,796.62		1,957,477.10	\$2,901,458.02		1,957,477.10	\$2,901,458.02
% of Total									
<i>tonnage</i>	<i>Tier 1</i>	<i>Tier 2</i>	<i>Tier 3</i>						
	46.98%	48.22%	4.79%						
<i>dollars</i>	31.70%	65.07%	3.23%						

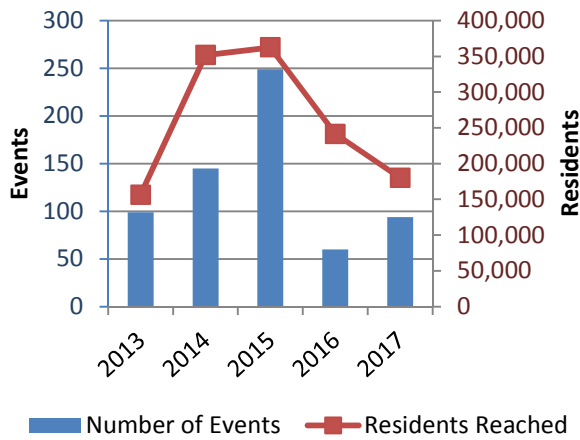
Yard Trimmings Drop-Off



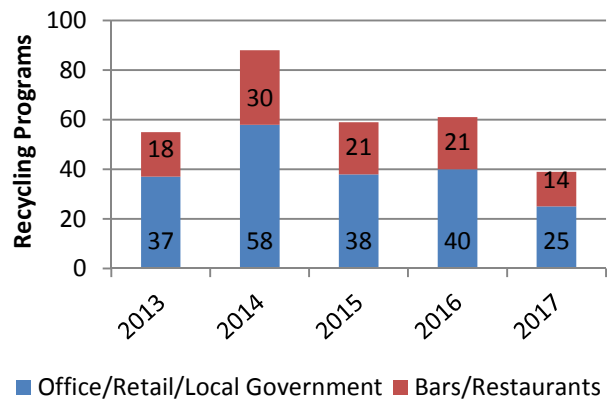
Tire Clean-Ups



Public Recycling***

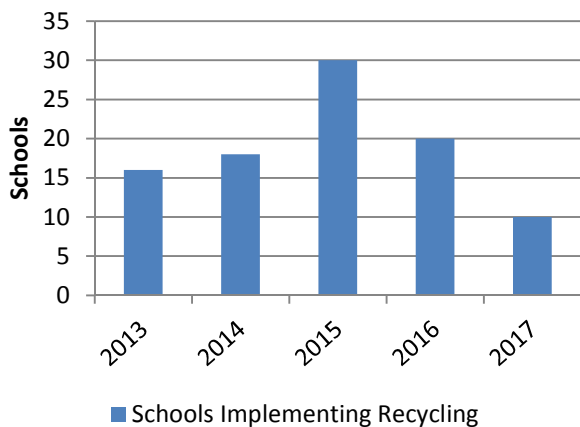


Business Recycling Assistance

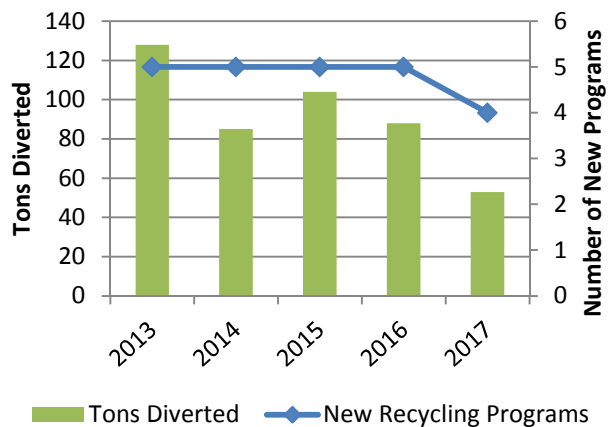


***Eliminated bottle-style container from inventory and gave to schools

School Recycling Assistance*

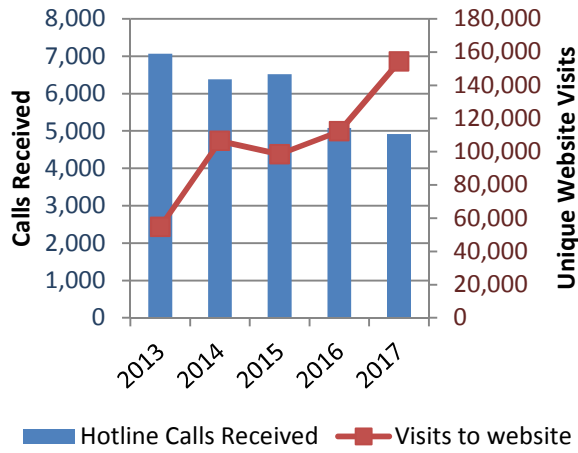


Multi-Family Recycling Assistance

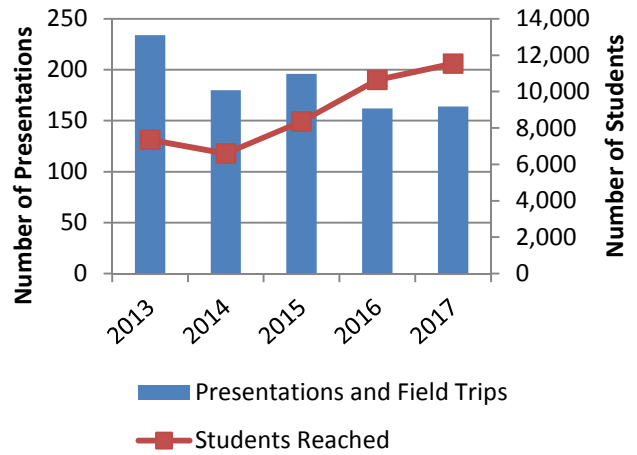


*Changed metric in 2015 to schools implementing expanding recycling program

Website and Hotline**

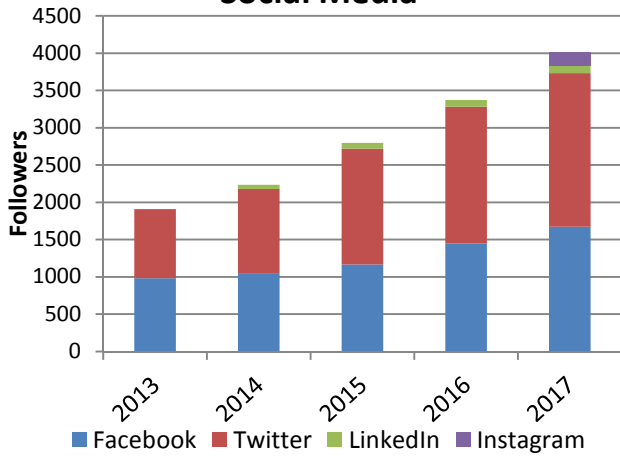


School Presentations

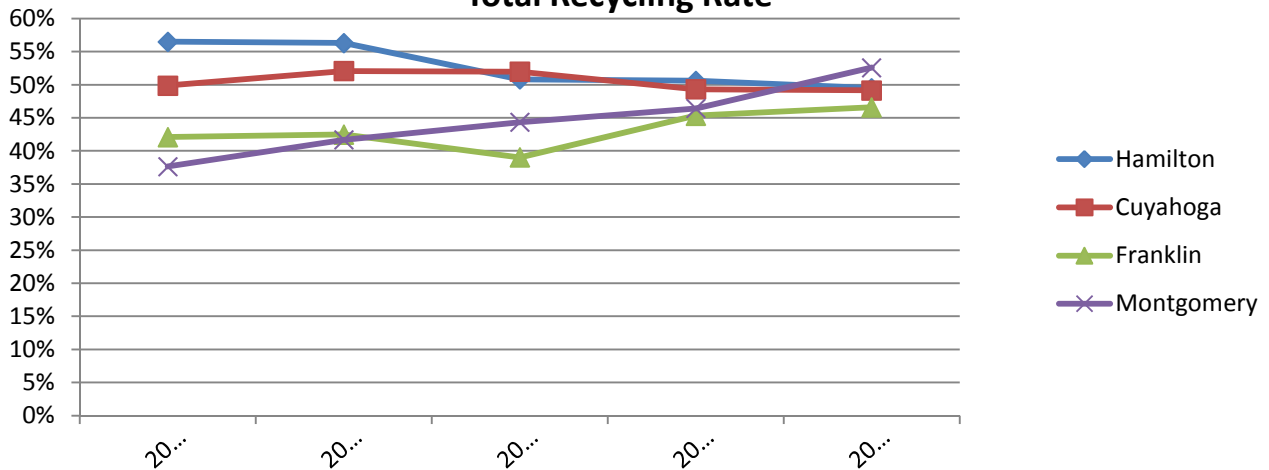


**Hotline calls calculated differently starting in 2013

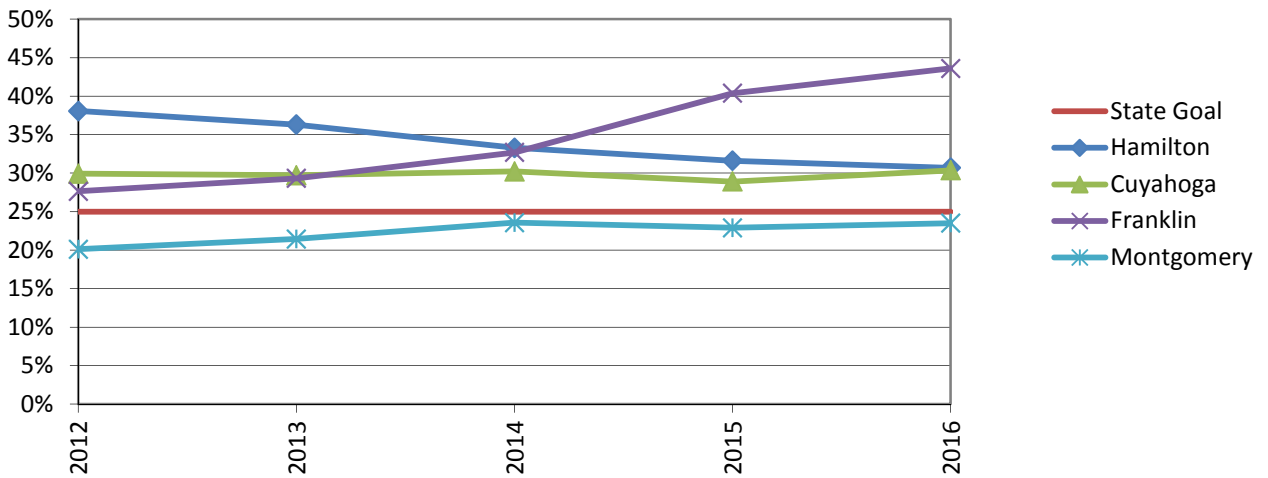
Social Media



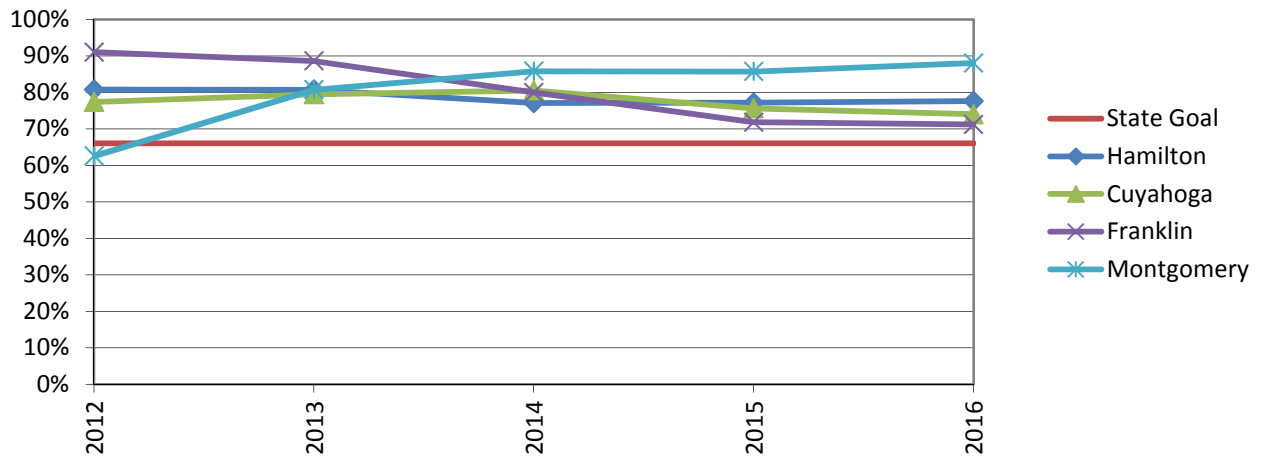
Total Recycling Rate



Residential/Commercial Waste Reduction Rate



Industrial Waste Reduction Rate



2016 Tipping Fee Receipts

*Rumpke '16	In District	Out of District	Out of State		Total Tonnage	Total Dollars		Quarterly Tons	Quarterly \$\$
Jan	0.00	0.00	0.00		0.00	\$0.00			
Feb	0.00	0.00	0.00		0.00	\$0.00			
Mar	0.00	0.00	0.00		0.00	\$0.00		0.00	\$0.00
Apr	0.00	0.00	0.00		0.00	\$0.00			
May	0.14	0.00	0.00		0.14	\$0.14			
Jun	0.00	0.00	0.00		0.00	\$0.00		0.14	\$0.14
Jul	0.00	0.00	0.00		0.00	\$0.00			
Aug	0.00	0.00	0.00		0.00	\$0.00			
Sep	0.00	0.00	0.00		0.00	\$0.00		0.00	\$0.00
Oct	0.00	0.00	0.00		0.00	\$0.00			
Nov	0.00	0.00	0.00		0.00	\$0.00			
Dec	0.00	0.00	0.00		0.00	\$0.00		0.00	\$0.00
Total	0.14	0.00	0.00		0.14	0.14		0.14	0.14
*Bond Road Landfill									
Rumpke '16	In District	Out of District	Out of State		Total Tonnage	Total Dollars		Quarterly Tons	Quarterly \$\$
Jan	55,823.21	61,393.38	7,492.64		124,709.23	\$186,102.61			
Feb	56,501.41	68,252.28	7,677.20		132,430.89	\$200,683.17			
Mar	68,829.99	76,298.40	8,650.71		153,779.10	\$230,077.50		410,919.22	\$616,863.28
Apr	77,546.85	72,199.80	8,391.79		158,138.44	\$230,338.24			
May	71,602.71	77,310.96	8,961.73		157,875.40	\$235,186.36			
Jun	77,264.52	77,241.81	5,008.52		159,514.85	\$236,756.66		475,528.69	\$702,281.26
Jul	63,238.56	67,525.85	8,072.44		138,836.85	\$206,362.70			
Aug	72,726.70	80,923.80	9,282.84		162,933.34	\$243,857.14			
Sep	67,604.62	71,310.97	8,444.79		147,360.38	\$218,671.35		449,130.57	\$668,891.19
Oct	66,173.73	71,162.55	7,548.88		144,885.16	\$216,047.71			
Nov	69,040.75	70,712.27	7,721.97		147,474.99	\$218,187.26			
Dec	66,325.01	69,266.35	7,772.42		143,363.78	\$212,630.13		435,723.93	\$646,865.10
Total	812,678.06	863,598.42	95,025.93		1,771,302.41	\$2,634,900.83		1,771,302.41	\$2,634,900.83
Grand Ttl	812,678.20	863,598.42	95,025.93		1,771,302.55	\$2,634,900.97		1,771,302.55	\$2,634,900.97
<i>% of Total</i>	<i>Tier 1</i>	<i>Tier 2</i>	<i>Tier 3</i>						
<i>tonnage</i>	45.88%	48.75%	5.36%						
<i>dollars</i>	30.84%	65.55%	3.61%						

2017 Hamilton County Recycling and Solid Waste District
4th Quarter Results

Program	Performance Measure	4th Quarter Results	Year to Date Results
---------	---------------------	---------------------	----------------------

Direct Service Programs

Yard Trimmings Drop-off	Drop-off visits	24,000	Drop-off visits	5,700	Drop-off visits	24,918
	Tons diverted from landfill	2,600	Tons diverted from landfill	693	Tons diverted from landfill	2,799
Tire Clean-ups (KCB and OEPA grants)	Tires collected	7,000	Tires collected	2,745	Tires collected	10,334
	Participating communities	15	New communities	5	Participating communities	25
Public Recycling	Events using District containers	110	Events using District containers	21	Events using District containers	94
	Residents reached	100,000	Residents reached	18,200	Residents reached	180,035
Litter Collection	Tons of litter collected	100	Tons of litter collected	2	Tons of litter collected	39

Grant Programs

District Priority Grant	Tons diverted for 2017 grants		Tons diverted for 2017 grants	41	Tons diverted for 2017 grants	50
	Number of residents reached	250,000	Number of residents reached	152,835	Number of residents reached	312,602
Market Development Grants	Tons of manufacturing capacity added		Tons of manufacturing capacity added	n/a	Tons of manufacturing capacity added	n/a
	Grants submitted	2	Grants submitted	n/a	Grants submitted	1
Community Development Grant	Grants submitted and completed	2	Grants submitted and completed	n/a	Grants submitted and completed	2

Technical Assistance

Pollution Prevention Internships	Participating firms/students	2	Participating firms/students	n/a	Participating firms/students	1
	Tons of waste diverted		Tons of waste diverted	n/a	Tons of waste diverted	428
	Projected cost savings		Projected cost savings	n/a	Projected cost savings	160,105
The Interchange	Inquiries and new listings	30	Inquiries and new listings	2	Inquiries and new listings	22
	Visits to catalog pages	500	Visits to website pages	77	Visits to catalog pages	586
	Tons diverted		Tons diverted	0	Tons diverted	0
General Technical Assistance	Website inquiries	175	Website inquiries	55	Website inquiries	230
	Hotline calls received	4,500	Hotline calls received	964	Hotline calls received	4,914
Multi-family Assistance	New recycling programs	4	New recycling programs	1	New recycling programs	4
	Residents reached		Residents reached	37	Residents reached	512
	Tons of estimated diversion		Tons of estimated diversion	13	Tons of estimated diversion	53

2017 Hamilton County Recycling and Solid Waste District
4th Quarter Results

Recycling Assistance Program (Schools)	Schools implementing new or expanded programs	20	Schools implementing new or expanded programs	1	Schools implementing new or expanded programs	10
	Students and staff reached through new and expanded programs		Students and staff reached through new and expanded programs	257	Students and staff reached through new and expanded programs	4,043
	Ongoing assistance to established programs	30	Ongoing assistance to established programs	8	Ongoing assistance to established programs	25
Recycling At Work	Facilities initiating recycling	60	Facilities initiating recycling	6	Facilities initiating recycling	25
	Employees		Employees	321	Employees	2,963
Bar/Restaurant Recycling	Businesses starting and expanding recycling	10	Businesses starting and expanding recycling	6	Businesses starting and expanding recycling	14

Outreach/Awareness

General Public Outreach and Marketing	Residential tons recycled increase		Residential tons recycled increase		Residential tons recycled increase	837
	Unique visitors to website	125,000	Unique visitors to website	64,704	Unique visitors to website	154,248
	Facebook followers	1,680	Facebook followers	1,670	Facebook followers	1,670
	Twitter followers	2,074	Twitter followers	2,062	Twitter followers	2,062
	Instagram followers	N/A	Instagram followers	176	Instagram followers	176
	LinkedIn followers	100	LinkedIn followers	110	LinkedIn followers	110
	Compost blog page views	95,000	Compost blog page views	17,995	Compost blog page views	88,834
	Media clips	100	Media clips	19	Media clips	198
Household Hazardous Waste (our HHW page & TAKE website)	Residents opening email	7,000	Residents opening email	0	Residents opening email	3,790
	Webpage unique pageviews	15,000	Webpage unique pageviews	2,492	Webpage unique pageviews	12,414
Electronics	Residents opening email	3,000	Residents opening email	0	Residents opening email	3,102
	Webpage unique pageviews	1,500	Webpage unique pageviews	3,610	Webpage unique pageviews	14,739
Public Events	Residents reached	500	Residents reached	160	Residents reached	2,678
	Events attended	6	Events attended	1	Events attended	19
General Presentations	Number of presentations	12	Number of presentations	4	Number of presentations	28
Target Communities	Target communities assisted	2	Target communities assisted	2	Target communities assisted	2
School Based Programs	Assemblies and classroom programs	100	Assemblies and classroom programs	18	Assemblies and classroom programs	124
	Field trips	20	Field trips	13	Field trips	37

2017 Hamilton County Recycling and Solid Waste District
4th Quarter Results

School Based Programs	Special events	3	Special Events	0	Special Events	3
	Students and adults reached	8,000	Students and adults reached	2,731	Students and adults reached	11,529
Composting Workshops	Residents reached	240	Residents reached	21	Residents reached	391
	Workshops	4	Workshops	1	Workshops	10
Annual Awards Program	Participants	75	Participants	62	Participants	62
Information Emails	Residents opening email	9,000	Residents opening email	5,235	Residents opening email	13,534

Data Management/Reporting

OEPA Annual District Report	Submit complete report to OEPA on-time		n/a	Report submitted on-time
	Response rate for commercial and industrial recycling survey		n/a	Response rate for commercial and industrial recycling survey n/a

Planning

Solid Waste Plan Update	Complete tasks according to timeline.	n/a	Final approval on August 7
-------------------------	---------------------------------------	-----	----------------------------

Publications

WasteNot newsletter	Government officials reached	800	Government officials reached	0	Government officials reached	731
Education newsletter	Teachers reached	500	Teachers reached	594	Teachers reached	664
The Interchange newsletter	Subscribers reached	500	Subscribers reached	223	Subscribers reached	324

Leadership

Regional solid waste meetings	Meetings organized and attended	2	Meetings organized and attended	1	Meetings organized and attended	1
Green Umbrella	Participate in appropriate GU action teams		Participated in Waste Reduction and Local Food Action Teams		Participated in Waste Reduction and Local Food Action Teams	