

**DRAFT MINUTES OF A REGULAR MEETING OF
HAMILTON COUNTY RECYCLING AND SOLID WASTE DISTRICT
POLICY COMMITTEE**

DATE: January 16, 2020

TIME: 1:30 p.m.

PLACE: Hamilton County Department of Environmental Services
250 William Howard Taft Road - First Floor
Cincinnati, Ohio 45219

PRESENT: **Policy Committee Members**
Lexi Born, Student Representative
Tony DiPuccio, Generator Representative
Bob Gedert, Public Member
Karen Hurley, General Interest Member
Tim Ingram, Hamilton County Public Health Representative, Vice Chair
Sue Magness, Largest Municipality Representative
Raj Rajagopal, Township Representative

Staff

Michelle Balz, Solid Waste Manager
Mary Copenbaker, Business Specialist
Brad Johnson, Director
Ali Khodadad, Operations Manager
Jenny Lohmann, Community Outreach Coordinator
Brad Miller, Assistant Director
Cher Mohring, Community Outreach Coordinator
Angela Rivera, Outreach Specialist
Susan Schumacher, Assistant Solid Waste Specialist, Clerk

Others in Attendance

Brad Boyer, Environmental Enterprises, Inc.
Chuck DeJonckheere, Hamilton County Public Health
Dean Ferrier, Rumpke
Greg Kesterman, Hamilton County Public Health
Dr. Jim O'Reilly, Wyoming
Deputy Bryan Peak, Hamilton County Sheriff's Office

ABSENT: **Policy Committee Members**
Victoria Parks, Interim County Commissioner, Chair
Larry Riddle, Rumpke

1. CALL TO ORDER

Mr. Ingram called the meeting to order at 1:33 pm and welcomed everyone. Mr. Ingram asked everyone to introduce themselves.

Mr. Ingram stated that he was serving as interim Chair in the transition of the County Commissioners Office with Commissioner Portune resigning and Ms. Parks being appointed in his place to serve out the remaining of his term.

Ms. Ingram stated that Ms. Balz was selected for a national award honoring the next generation of leaders who are shaping the future of waste and the recycling industry. She was chosen by the Waste360 group to be included in their

Policy Committee Meeting

January 16, 2020

Page 2

prestigious 40 Under 40 awards which recognize inspiring and innovative professionals under the age of 40 who work in this field.

Mr. Ingram stated that he was very proud and the Committee and audience gave Ms. Balz a round of applause.

Ms. Balz stated that she was overwhelmed and very much appreciated the recognition as it is quite the honor. Ms. Balz stated that everything that she does is supported by the great staff at the District and feels very lucky to get to work with them every day.

Mr. Ingram congratulated Ms. Balz.

Mr. Ingram stated that in light of Commissioner Portune resigning in December, 2019, since then, there has been an appointment to his position temporarily who is Ms. Victoria Parks.

Mr. Ingram stated that Ms. Parks was Commissioner Portune's Chief of Staff. Ms. Parks reached out to Mr. Ingram yesterday to say that she wished she could attend today's meeting but feels there is a conflict with the scheduling of the Board of County Commissioners general sessions and the Policy Committee meeting. She further reiterated how much she is interested in this issue and wants to be a part of the Committee.

Mr. Ingram stated that her request is to move the bi-monthly meetings to Wednesday or Friday at the same time and hoped it worked for the majority of the Committee. Mr. Ingram said that she will step into the position of the Chair regardless.

Mr. Ingram asked the Committee if there was a preference in the two days. After a brief discussion, the Committee agreed that Wednesday would work for them. Staff stated that as long as the conference rooms were available, Wednesdays would work.

Mr. Ingram stated that there would need to be an official motion and entertained a motion that the Committee was going to change the schedule of the Solid Waste Policy Committee Meetings starting on Wednesdays every other month from 1:30 p.m. – 3 p.m. beginning in March 18, 2020 in this room. Ms. Magness moved. Ms. Hurley seconded. All were in favor and the motion was approved.

Mr. Rajagopal stated that last Tuesday, Colerain Township named January 14, 2020 Commissioner Todd B. Portune Day in Colerain Township for his service to the community in Hamilton County.

2. CLERK'S REPORT

A. Approval of Minutes – November 21, 2019 Policy Committee Meeting

Mr. Ingram asked if everyone had a chance to read the minutes and asked if there were any corrections or additions. Mr. Ingram entertained a motion to accept the minutes as submitted. Ms. Hurley moved to approve the minutes. Ms. Magness seconded. All in favor and the minutes were approved.

B. Additions to the Agenda

Ms. Balz stated the 2019 Waste Reduction Innovation Grants overview should be added under informational items.

3. DISTRICT REVENUE UPDATES/ANALYSIS

Ms. Balz stated that there was a large spike in in-district waste in October and November in which an additional 46,000 tons were received when comparing 2019 to 2018. Ms. Balz guessed this could be some sort of special projects that Rumpke took on in these months.

Ms. Balz stated that overall, revenue is up about \$186,000 or six percent. Mr. Ingram asked if there were any projections on where the District would finish in 2019. Mr. Khodadad stated close to \$3.4 million if averaging what we have been receiving.

Ms. Balz stated that the carry-over balance is \$4.1 million. Staff is required to, at a minimum, have 8 months operating expenses in the carry-over. The eight months operating now is just under \$2.2 million so there is quite a big spread in between that. Ms. Balz stated that she would recommend at the March meeting the Committee discuss the potential opportunities to use some of those funds and extra capacity. Ms. Balz stated that the District is planning on hiring an additional District staff member in 2020, but this has not been done yet which will need to be a consideration.

Mr. Ingram asked the Committee to bring ideas for the March meeting and reminded the Committee that in the past there has been a pretty big focus on organic/food waste diversion and thinks there are some further opportunities to deal with that as well as some other items.

Mr. DiPuccio asked that besides a new staff member, would staff have some recommendations. Ms. Balz stated yes.

Mr. Ingram stated that there does not need to be a motion on this and is accepted as submitted.

4. POLICY ITEMS

A. Market Development Grant Applications

Ms. Balz stated that every year, Ohio EPA solicits applications for grants with one of those grants being the Market Development Grant which is intended to go to industries and businesses to further develop markets in Ohio. Those industries must apply through a solid waste district, city, or other entity as a pass through; they cannot apply directly. No District funds are spent for these grants.

Ms. Balz stated that the District has two companies interested in applying for these grants.

Ms. Balz stated that Sam Adams Cincinnati Brewery is one of the applications with whom staff has had a close working relationship the past couple of years. They want to apply for a grant to purchase an aluminum can crusher and a baler. Sam Adams has never had an aluminum can canning line at their facility; they have always just done bottles.

Adding this canning line will add 20 new jobs to that plant. The total project cost is \$201,578.00; Sam Adams is requesting half of that in the amount of \$100,789 and providing a 100% match.

Ms. Balz stated that she reached out to Larry Falkin with the City of Cincinnati and the City is supportive of this application.

Ms. Balz stated that the other application is Synthica Energy, LLC which is a company that is developing an anaerobic digestion facility in the Village of St. Bernard. Their application is to purchase a de-packaging unit which will separate liquids and/or organics from the actual package to hopefully recycle the package and use the organics in the anaerobic digestion facility.

Ms. Balz stated that this grant would be to purchase the de-packaging unit. Ms. Balz stated that there is a change in the amounts stated in the Manager's Memo. The total project cost is \$369,810 and Synthica is requesting \$189,905 and is providing 100% match.

Ms. Balz stated that she reached out to the Village of St. Bernard and they are aware of the project and in support of the grant.

Ms. Balz stated that the procedure is that the Committee vote on whether they would be in support of staff applying on behalf of these businesses but ultimately, it would be County Administration submitting the applications.

A brief discussion and question/answer session ensued about the specifics of the grants.

Mr. Ingram stated to recap what will be voted on is to ask if these two applications should be submitted to Ohio EPA so Hamilton County would be competing with other solid waste districts and other entities to bring monies from Columbus back to Hamilton County. Mr. Ingram stated that it sounds like there are two pretty good applications.

Mr. Ingram entertained a motion from the Committee to authorize the Solid Waste Manager to submit an application to Ohio EPA to process these two applications. Mr. Gedert moved; Mr. DiPuccio seconded. All were in favor and the motion was approved.

5. INFORMATIONAL ITEMS

A. 2019 Waste Reduction Innovation Grants

Ms. Balz stated that there were two final Waste Reduction Innovation Grants for 2019. As the Committee recalls, these grants do not require Committee approval due to being \$10,000 or less.

Ms. Balz stated that all of the budgeted 2019 funds were spent on these grants.

Ms. Balz gave Ms. Mohring kudos in doing an amazing job in administering these grants due to being a continuous grant.

Ms. Balz stated that the two remaining grants that will use the rest of those funds are Great Parks of Hamilton County and Queen City Commons and briefly summarized what each entity would be doing with their grant funds.

Ms. Balz also briefly discussed the three grant applications that were not funded. Ms. Balz stated that Ms. Mohring has reached out to them and let them know how their applications could be improved.

A brief question/answer session ensued.

B. 2018 Waste Diversion Rate

Ms. Balz stated that Hamilton County achieved a 51.29% overall diversion rate in 2018 which is up from 48.77% in 2017. Hamilton County has surpassed the other large urban counties (Cuyahoga, Franklin, and Montgomery) in Ohio.

Ms. Magness asked if staff was getting a better survey response. Ms. Balz stated that that staff was and stated that over the past few years, Ms. Schumacher has worked to build relationships with companies, even with companies that do not respond to start some name recognition. Ms. Schumacher was able to obtain one very large metal recycler who has never responded and it ended up being over 33,000 tons that was reported.

Ms. Balz stated that individual emails were sent to the companies versus a generic email. Once staff received the good news about the diversion rate, Ms. Schumacher sent a thank you email to everyone that responded to give them a pat on the back so hopefully, this year, staff will receive better responses.

Mr. DiPuccio asked if the overall tons of waste landfilled had increased. Ms. Balz stated she would check into it.

Mr. Ingram stated that on behalf of the Committee, this was great work.

C. 2020 Workplan

Ms. Balz stated that she wanted to reiterate that this was a draft plan and staff has not yet set the performance measures for 2020 because we want to make sure we have all of 2019 data. Ms. Balz stated that this was a working document for staff and updates are made throughout the year.

Ms. Balz summarized some of the big projects and who would be working on those. Mr. Ingram asked if this document could be sent to the Committee. Ms. Balz stated yes.

Mr. Ingram suggested that it might be helpful to staff and others if benchmarks were included to be compared to the performance metrics to see if a program was better than last year, three years ago, etc. If there is not a benchmark available, that is OK. Mr. Ingram stated that he likes to see comparisons and the Committee concurred.

Ms. Magness suggested that in addition to conducting compost and food waste seminars, to conduct general recycling seminars for adults and gave an example.

D. Household Hazardous Waste Program Update

Ms. Balz stated that staff would soon be putting out a request for proposals for a one-day event for the household hazardous waste program.

Mr. DiPuccio asked what the timeline was. Ms. Balz stated that the request for proposals would go out soon and the event would take place in the fall.

E. Anaerobic Digestion Working Group Update

Ms. Balz stated that the next meeting for this group is Tuesday, January 21, 2020.

F. Environmental Enforcement Program Update

Ms. Balz stated that Attachment D included a chart of total cases investigated and a table showing the complaints by jurisdiction for 2019. A little over 70% (153) are within the City of Cincinnati with Colerain Township being the next highest with 17 complaints received.

Ms. Balz stated that Ms. Magness had a good suggestion at the last meeting of creating a map and stated that Ms. Schumacher and Deputy Peak have been working on this. It is difficult to go back and create this so, moving forward, beginning in January, 2020, a spreadsheet will be created to make mapping of complaints received possible.

The Committee discussed the importance of Deputy Peak's presence at community meetings.

A brief question/answer session ensued.

6. TENTATIVE FUTURE AGENDA ITEMS

- Carry-Over Balance Spending Recommendations
- Recycling Partnership Contamination Grant
- Phase II of Beyond 34 into Pilot Projects on how to increase public participation on recycling

7. POLICY COMMITTEE MEMBERS' COMMENTS

Ms. Born stated that after the World Wildlife Fund presentation, she got interested in doing something like it at Madeira and after speaking with the superintendent, an audit will be done at her school and hopefully at others etc. as well.

Mr. Gedert stated that relating to Beyond 34, there will be a meeting the week of March 8 but the date is not set. The Policy Committee members will be invited. Mr. Gedert stated that this is proper timing for the next Policy Committee meeting to discuss and this could maybe be an agenda item for the Policy Committee meeting. Mr. Gedert stated that they will be moving into Phase II of Beyond 34 into pilot projects and how to increase public participation on recycling which might be an appropriate topic for the Policy Committee.

8. PUBLIC COMMENTS

Mr. Ingram introduced Dr. O'Reilly and gave a brief background on him and the years he has devoted on behalf of the betterment of the environment not only in Hamilton County, but across the country.

Dr. O'Reilly spoke of Mr. Aluotto starting his career as the Solid Waste Manager. Mr. Ingram stated that if you look at the leadership in the County, the County Administrator and the Assistant County Administrator has all passed through here.

Dr. O'Reilly stated that he was on the executive committee of the first suburbs consortium which included approximately 48 suburbs around the City of Cincinnati. The committee is going to be giving a presentation on January 31st to its members projecting their costs in the next five to 10 years for the things that they do. One of the things municipalities and townships do is negotiate a pick-up rate for their solid waste and that often includes, although sometimes separate, a rate for curbside recycling.

Dr. O'Reilly stated that somebody came to their meeting on Monday and stated that China is no longer accepting plastics. As China refused to accept plastics, there are fewer opportunities to export recycled plastics from the U.S. to China for re-processing. There are some accepted in India, Vietnam, etc. but we won't be able to do that anymore.

Dr. O'Reilly stated that the committee is trying to project what the costs of operation will be in five to 10 years and trying to figure out where the rates will go for curbside recycling service in that same time frame.

Dr. O'Reilly stated that he would like have the Board tell the first suburbs consortium whether they think there will be a direct impact on curbside collection costs. This effect will have an indirect but logical effect on how the City of Wyoming bids out.

Mr. Gedert stated that he couldn't speak on behalf of the Rumpke Corporation but he can speak on the China situation and how it impacts the recycling costs in this region. Mr. Gedert stated that he meets with Rumpke officials on a fairly regular basis and many years ago, Rumpke insulated themselves from the China shipment situation; they do not ship to China at all. None of their commodities go overseas; they ship to markets in the Midwest.

Mr. Gedert stated that because of their marketing strategy, they restrict the types of plastics they accept so they encounter criticism from the general public that they do not accept certain kinds of plastics. This insulates them from the price hikes that other communities are experiencing; however, what is subject to price increases in the recycling market in this region is contamination rather than plastic shipments overseas.

Mr. Gedert stated that the contamination issue is the biggest concern of increasing the cost of recycling. Rumpke is really working with the public to limit the amount of contamination going into their recycling containers and that is the cost driver right now.

Dr. O'Reilly thanked Mr. Gedert on behalf of all the suburbs.

Mr. Ingram thanked Dr. O'Reilly.

Dr. O'Reilly thanked Ms. Balz for her detailed chart.

A brief discussion ensued regarding the grant received by the Recycling Partnership that involved identifying contamination inside City of Cincinnati recycling carts and letting residents know when wrong things were included.

Ms. Magness stated that this has significantly helped clean up the waste stream. Ohio EPA has pretty much offered the City to do it again so she is hopeful that the partners will come together and do this again in the spring and continue to keep the costs down.

A brief discussion ensued regarding contamination.

9. UPCOMING DISTRICT MEETINGS

The next Hamilton County Recycling and Solid Waste Policy Committee meeting will be held on the new day and date of Wednesday, March 18, 2020. The meeting will begin at 1:30 p.m. at Hamilton County Department of Environmental Services located at 250 William Howard Taft Road - First Floor, Cincinnati, Ohio 45219.

10. ADJOURNMENT

Mr. Ingram stated that meeting stood adjourned at 2:48 p.m.

2020 Tipping Fee Receipts

*Rumpke '20	In District	Out of District	Out of State		Total Tonnage	Total Dollars		Quarterly Tons	Quarterly \$\$
Jan	0.00	0.00	0.00		0.00	\$0.00			
Feb					0.00	\$0.00			
Mar					0.00	\$0.00		0.00	\$0.00
Apr					0.00	\$0.00			
May					0.00	\$0.00			
Jun					0.00	\$0.00		0.00	\$0.00
Jul					0.00	\$0.00			
Aug					0.00	\$0.00			
Sep					0.00	\$0.00		0.00	\$0.00
Oct					0.00	\$0.00			
Nov					0.00	\$0.00			
Dec					0.00	\$0.00		0.00	\$0.00
Total	0.00	0.00	0.00		0.00	0.00		0.00	0.00
*Bond Road Landfill									
Rumpke '20	In District	Out of District	Out of State		Total Tonnage	Total Dollars		Quarterly Tons	Quarterly \$\$
Jan	87,851.10	90,251.32	8,973.46		187,075.88	\$277,327.20			
Feb					0.00	\$0.00			
Mar					0.00	\$0.00		187,075.88	\$277,327.20
Apr					0.00	\$0.00			
May					0.00	\$0.00			
Jun					0.00	\$0.00		0.00	\$0.00
Jul					0.00	\$0.00			
Aug					0.00	\$0.00			
Sep					0.00	\$0.00		0.00	\$0.00
Oct					0.00	\$0.00			
Nov					0.00	\$0.00			
Dec					0.00	\$0.00		0.00	\$0.00
Total	87,851.10	90,251.32	8,973.46		187,075.88	\$277,327.20		187,075.88	\$277,327.20
Grand Ttl	87,851.10	90,251.32	8,973.46		187,075.88	\$277,327.20		187,075.88	\$277,327.20
% of Total	Tier 1	Tier 2	Tier 3						
<i>tonnage</i>	46.96%	48.24%	4.80%						
<i>dollars</i>	31.68%	65.09%	3.24%						

2019 Tipping Fee Receipts

*Rumpke '19	In District	Out of District	Out of State		Total Tonnage	Total Dollars		Quarterly Tons	Quarterly \$\$
Jan	0.00	0.00	0.00		0.00	\$0.00			
Feb					0.00	\$0.00			
Mar					0.00	\$0.00		0.00	\$0.00
Apr					0.00	\$0.00			
May					0.00	\$0.00			
Jun					0.00	\$0.00		0.00	\$0.00
Jul					0.00	\$0.00			
Aug					0.00	\$0.00			
Sep					0.00	\$0.00		0.00	\$0.00
Oct					0.00	\$0.00			
Nov					0.00	\$0.00			
Dec					0.00	\$0.00		0.00	\$0.00
Total	0.00	0.00	0.00		0.00	0.00		0.00	0.00
*Bond Road Landfill									
Rumpke '19	In District	Out of District	Out of State		Total Tonnage	Total Dollars		Quarterly Tons	Quarterly \$\$
Jan	67,495.42	89,500.71	7,617.77		164,613.90	\$254,114.61			
Feb					0.00	\$0.00			
Mar					0.00	\$0.00		164,613.90	\$254,114.61
Apr					0.00	\$0.00			
May					0.00	\$0.00			
Jun					0.00	\$0.00		0.00	\$0.00
Jul					0.00	\$0.00			
Aug					0.00	\$0.00			
Sep					0.00	\$0.00		0.00	\$0.00
Oct					0.00	\$0.00			
Nov					0.00	\$0.00			
Dec					0.00	\$0.00		0.00	\$0.00
Total	67,495.42	89,500.71	7,617.77		164,613.90	\$254,114.61		164,613.90	\$254,114.61
Grand Ttl	67,495.42	89,500.71	7,617.77		164,613.90	\$254,114.61		164,613.90	\$254,114.61
% of Total	Tier 1	Tier 2	Tier 3						
<i>tonnage</i>	41.00%	54.37%	4.63%						
<i>dollars</i>	26.56%	70.44%	3.00%						

2019 Tipping Fee Receipts

*Rumpke '19	In District	Out of District	Out of State		Total Tonnage	Total Dollars		Quarterly Tons	Quarterly \$\$
Jan	0.00	0.00	0.00		0.00	\$0.00			
Feb	0.00	0.00	0.00		0.00	\$0.00			
Mar	0.00	0.00	0.00		0.00	\$0.00		0.00	\$0.00
Apr	0.00	0.00	0.00		0.00	\$0.00			
May	0.00	0.00	0.00		0.00	\$0.00			
Jun	0.06	0.00	0.00		0.06	\$0.06		0.06	\$0.06
Jul	0.00	0.00	0.00		0.00	\$0.00			
Aug	0.00	0.00	0.00		0.00	\$0.00			
Sep	0.00	0.00	0.00		0.00	\$0.00		0.00	\$0.00
Oct	0.00	0.00	0.00		0.00	\$0.00			
Nov	0.00	0.00	0.00		0.00	\$0.00			
Dec	0.00	0.00	0.00		0.00	\$0.00		0.00	\$0.00
Total	0.06	0.00	0.00		0.06	0.06		0.06	0.06
*Bond Road Landfill									
Rumpke '19	In District	Out of District	Out of State		Total Tonnage	Total Dollars		Quarterly Tons	Quarterly \$\$
Jan	67,495.42	89,500.71	7,617.77		164,613.90	\$254,114.61			
Feb	72,627.52	85,915.63	9,748.49		168,291.64	\$254,207.27			
Mar	78,191.28	96,204.00	7,463.41		181,858.69	\$278,062.69		514,764.23	\$786,384.57
Apr	82,506.10	106,710.53	9,116.26		198,332.89	\$305,043.42			
May	92,667.17	112,570.01	9,352.94		214,590.12	\$327,160.13			
Jun	71,038.99	103,114.34	8,608.64		182,761.97	\$285,876.31		595,684.98	\$918,079.86
Jul	75,467.79	106,194.32	9,452.11		191,114.22	\$297,308.54			
Aug	85,595.18	94,077.17	9,593.72		189,266.07	\$283,343.24			
Sep	90,336.69	85,018.41	8,408.43		183,763.53	\$268,781.94		564,143.82	\$849,433.72
Oct	113,099.17	95,885.65	9,190.39		218,175.21	\$314,060.86			
Nov	102,866.00	89,431.23	8,004.62		200,301.85	\$289,733.08			
Dec	85,792.83	93,768.74	8,733.81		188,295.38	\$282,064.12		606,772.44	\$885,858.06
Total	1,017,684.14	1,158,390.74	105,290.59		2,281,365.47	\$3,439,756.21		2,281,365.47	\$3,439,756.21
Grand Ttl	1,017,684.20	1,158,390.74	105,290.59		2,281,365.53	\$3,439,756.27		2,281,365.53	\$3,439,756.27
%									
<i>% of Total</i>	<i>Tier 1</i>	<i>Tier 2</i>	<i>Tier 3</i>						
<i>tonnage</i>	44.61%	50.78%	4.62%						
<i>dollars</i>	29.59%	67.35%	3.06%						

2018 Tipping Fee Receipts

*Rumpke '18	In District	Out of District	Out of State		Total Tonnage	Total Dollars		Quarterly Tons	Quarterly \$\$
Jan	0.00	0.00	0.00		0.00	\$0.00			
Feb	0.00	0.00	0.00		0.00	\$0.00			
Mar	0.00	0.00	0.00		0.00	\$0.00		0.00	\$0.00
Apr	0.00	0.00	0.00		0.00	\$0.00			
May	0.00	0.00	0.00		0.00	\$0.00			
Jun	0.00	0.00	0.00		0.00	\$0.00		0.00	\$0.00
Jul	0.00	9.08	0.00		9.08	\$18.16			
Aug	0.00	0.00	0.00		0.00	\$0.00			
Sep	0.00	0.00	0.00		0.00	\$0.00		9.08	\$18.16
Oct	0.00	0.00	0.00		0.00	\$0.00			
Nov	0.00	0.00	0.00		0.00	\$0.00			
Dec	0.00	0.00	0.00		0.00	\$0.00		0.00	\$0.00
Total	0.00	9.08	0.00		9.08	18.16		9.08	18.16
*Bond Road Landfill									
Rumpke '18	In District	Out of District	Out of State		Total Tonnage	Total Dollars		Quarterly Tons	Quarterly \$\$
Jan	73,091.71	78,972.47	7,463.65		159,527.83	\$238,500.30			
Feb	76,961.07	76,712.99	6,753.78		160,427.84	\$237,140.83			
Mar	77,487.74	82,991.55	7,766.29		168,245.58	\$251,237.13		488,201.25	\$726,878.26
Apr	73,804.73	88,592.26	7,810.60		170,207.59	\$258,799.85			
May	78,699.51	106,115.04	8,890.90		193,705.45	\$299,820.49			
Jun	80,294.74	98,703.82	8,142.28		187,140.84	\$285,844.66		551,053.88	\$844,465.00
Jul	82,887.56	94,801.54	8,255.50		185,944.60	\$280,746.14			
Aug	99,627.11	97,576.70	8,945.38		206,149.19	\$303,725.89			
Sep	82,240.75	87,016.97	7,209.69		176,467.41	\$263,484.38		568,561.20	\$847,956.41
Oct	81,370.44	91,951.81	8,462.81		181,785.06	\$273,736.87			
Nov	78,805.37	95,494.11	8,188.60		182,488.08	\$277,982.19			
Dec	71,229.55	89,275.53	7,659.78		168,164.86	\$257,440.39		532,438.00	\$809,159.45
Total	956,500.28	1,088,204.79	95,549.26		2,140,254.33	\$3,228,459.12		2,140,254.33	\$3,228,459.12
Grand Ttl	956,500.28	1,088,213.87	95,549.26		2,140,263.41	\$3,228,477.28		2,140,263.41	\$3,228,477.28
% of Total									
<i>tonnage</i>	<i>Tier 1</i>	<i>Tier 2</i>	<i>Tier 3</i>						
	44.69%	50.84%	4.46%						
<i>dollars</i>	29.63%	67.41%	2.96%						

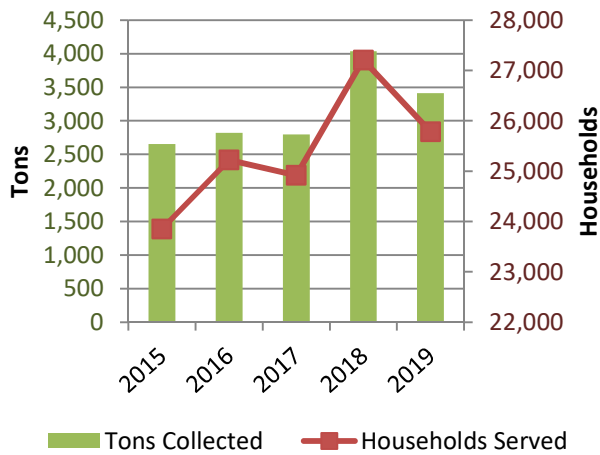
2020 Additional Spending Suggestions

The Hamilton County Recycling and Solid Waste District budgeted \$3,246,760.91 for 2020. The projected carryover balance is \$4.1 million. The District is required to retain 8 months operating expense which is roughly \$2.2 million. Following are staff suggestions for opportunities to further our mission with additional spending. In total, these items would cost \$412,000.

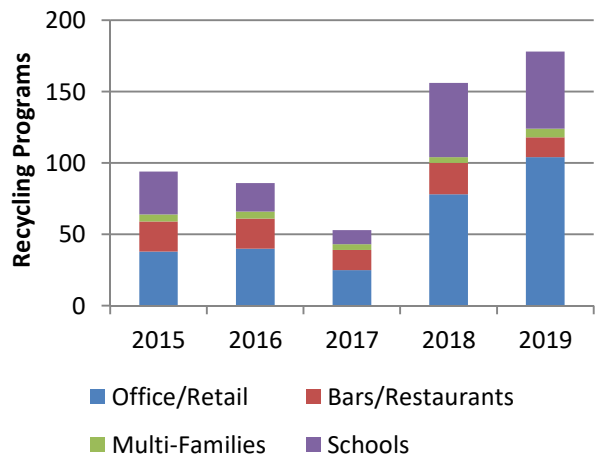
- **Residential Recycling Incentive.** The District budgeted \$900,000 for this program in 2020. Adding an additional \$150,000 will give communities more funds to implement programs. Staff recommends setting a minimum threshold of \$1,500 so no community receives less than \$1,500 through the grant. ***\$150,000***
- **New vehicle.** Currently the District has two compact vehicles, one 2008 and one 2010. Neither vehicle has large capacity for transporting larger groups of people or supplies. A new van would give staff better capability for transporting people and/or supplies. ***\$35,000***
- **Waste Reduction Innovation Grant.** Currently the District has \$80,000 budgeted for the Waste Reduction Innovation Grant. Adding \$70,000 to this program would increase the total budget to \$150,000 and allow the District to fund more projects. ***\$70,000***
- **CHARM/ One Stop Drop Feasibility.** Funds would be used to hire a consultant to conduct a feasibility study for operating a facility in Hamilton County where residents could drop off hard to recycle items, such as hazardous waste, yard trimmings, and electronics. These facilities are traditionally called CHARM (“Center for Hard to Recycle Materials”) or a “One Stop Drop”. The feasibility study would suggest best practices and material streams as well as specifications on the physical structure needed and operation. ***\$30,000***
- **Let’s Stop Waste Promotion.** In our current solid waste plan, the District emphasized commercial outreach as a priority. Staff is currently working on a rebranding effort for our commercial technical assistance program. Increasing the outreach budget from the current \$8,000 to \$50,000 would allow the District to reach more of this important audience. ***\$42,000***
- **Social Media Strategy.** Currently the District only reaches a small percentage of our potential audience with social media. These funds would hire a professional consultant to develop a strategy to grow our followers and social media, advise on which platforms will help us reach our audience best, and guide us on the best content for posts. ***\$10,000***
- **Waste Reduction and Reuse Outreach.** In the 2020 budget, the District set aside \$75,000 for residential waste reduction and recycling outreach. Adding an additional \$75,000 would allow the District to conduct two campaigns, one focusing on recycling contamination and participation and the other on waste reduction and reuse. ***\$75,000***

Hamilton County Recycling and Solid Waste District Five Year Trend

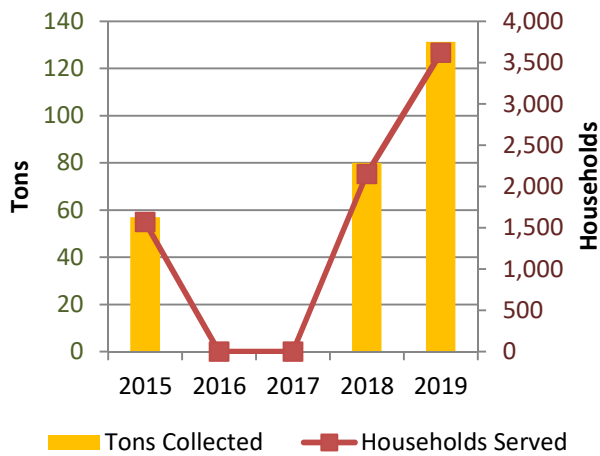
Yard Trimmings Drop-Off



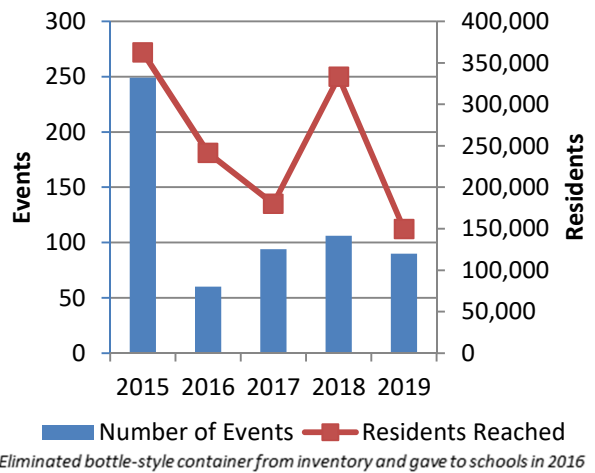
Let's Stop Waste



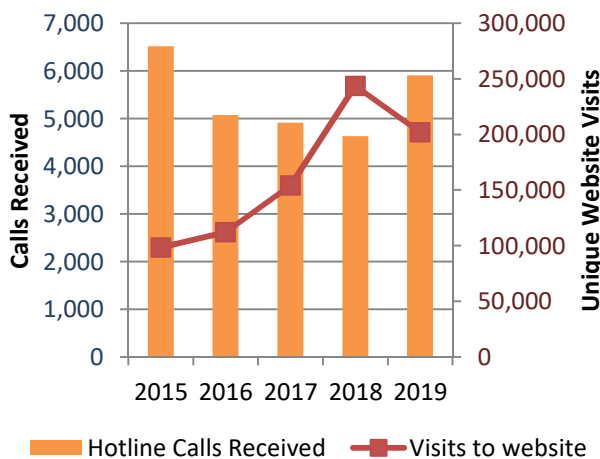
Household Hazardous Waste



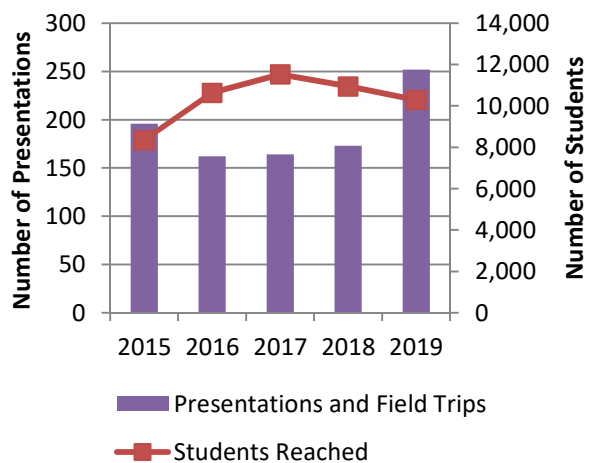
Container Loan Program



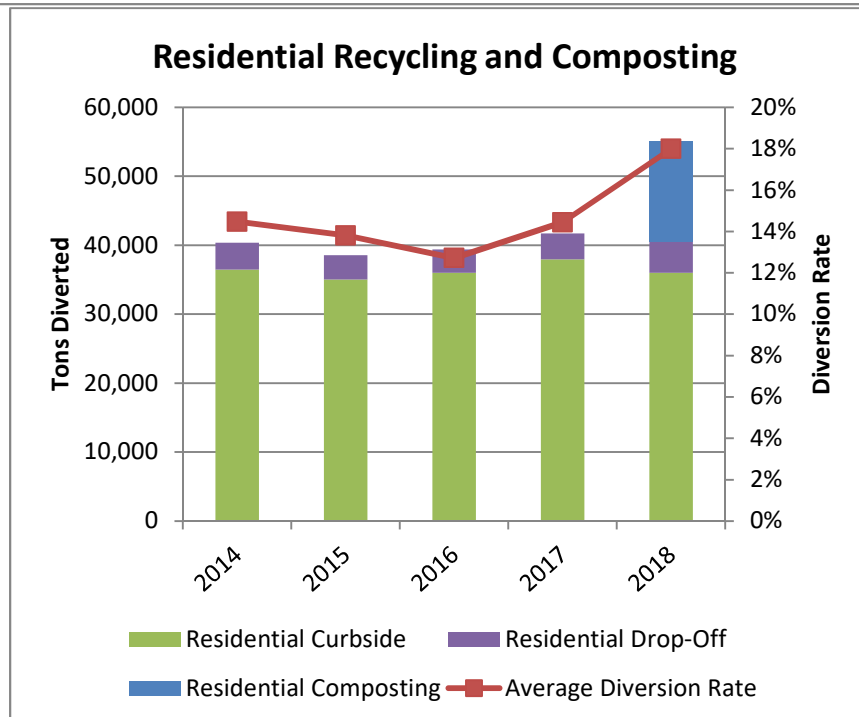
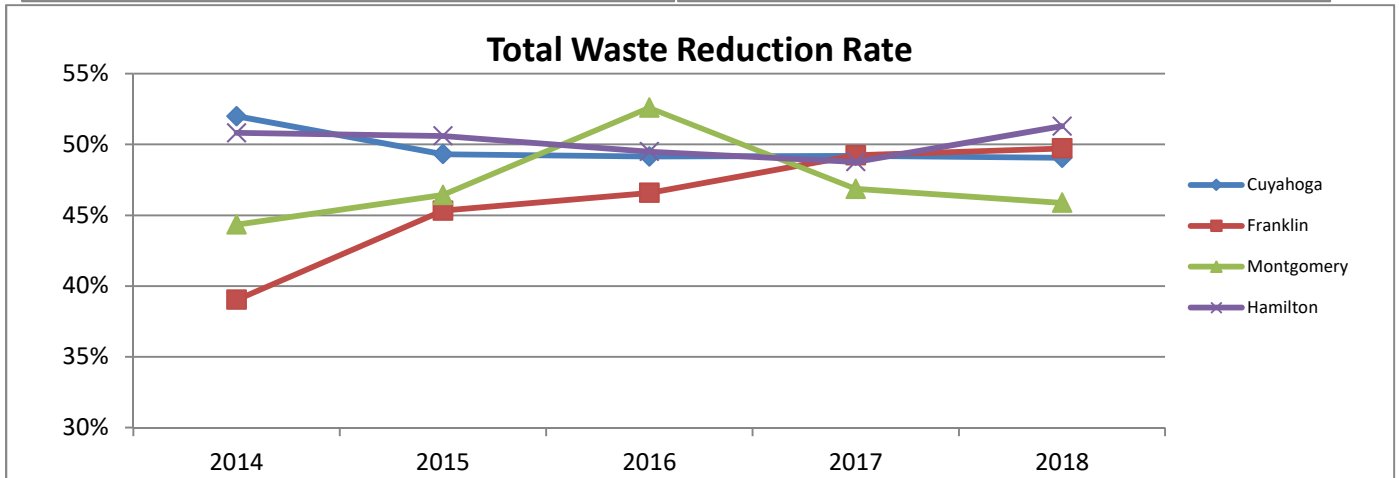
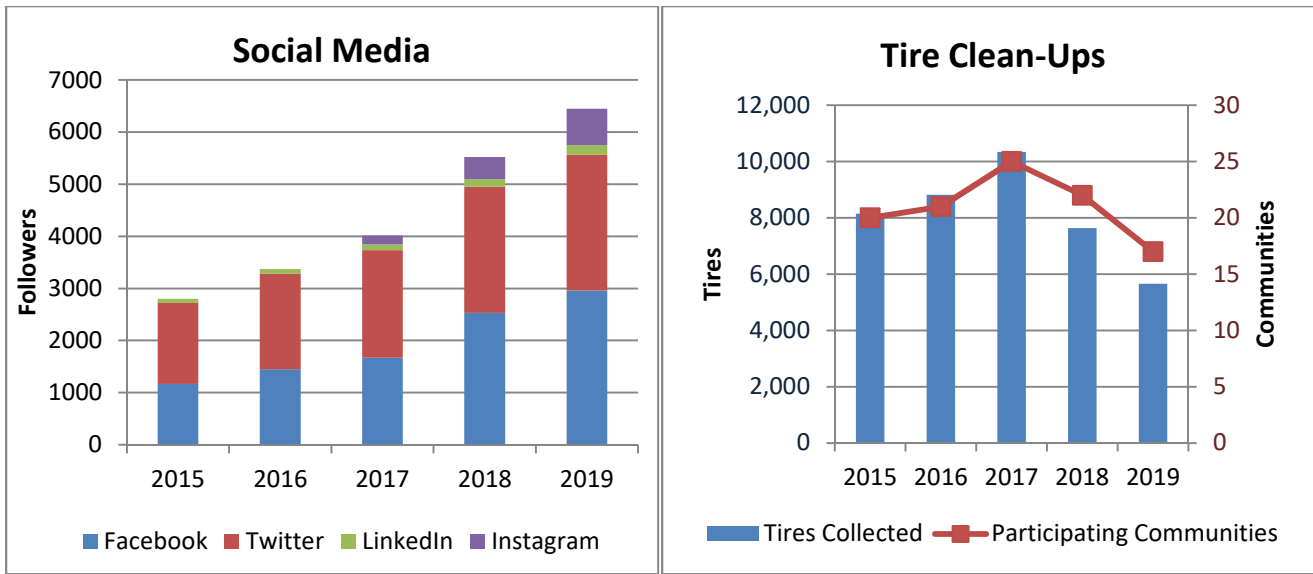
Website and Hotline



School Outreach Presentations



Hamilton County Recycling and Solid Waste District Five Year Trend



**2019 Hamilton County Recycling and Solid Waste District
4th Quarter Results**

Program	Performance Measure	4th Quarter Results	Year to Date Results
----------------	----------------------------	----------------------------	-----------------------------

Direct Service Programs

Yard Trimmings Drop-off	Drop-off visits	24,500	Drop-off visits	5,061	Drop-off visits	25,786
	Tons diverted from landfill	2,700	Tons diverted from landfill	668	Tons diverted from landfill	3,411
Household Hazardous Waste Drop-Off Program	Households participating	5,000	Households participating	679	Households participating	3,618
Tire Clean-ups (KCB and OEPA grants)	Tires collected	5,000	Tires collected	536	Tires collected	5,655
	Participating communities	15	Participating communities	1	Participating communities	17
Public Recycling Program	Events using District containers	110	Events using District containers	17	Events using District containers	90
	Residents reached	175,000	Residents reached	33,390	Residents reached	149,585
Illegal Dumping Enforcement Program	Citations	34	Citations	18	Citations	85
	Cases Investigated	106	Cases Investigated	20	Cases Investigated	92
	Complaints Rec'd	174	Complaints Rec'd	46	Complaints Rec'd	199
	Convictions	3	Convictions	9	Convictions	22
Compost Bin Sale	Bins sold	800	Bins sold	0	Bins sold	596

Grant Programs

Residential Recycling Incentive Program	Provide funding to communities based on tons recycled.					0
Organics Diversion Grant/Waste Reduction	Applications rec'd	10	Applications rec'd	10	Applications rec'd	27
Smart Kitchen Initiative	Implement technology in commercial kitchen	1	Kitchens implemented	0	Kitchens implemented	1
Market Development Grants	Tons of manufacturing capacity added		Tons of manufacturing capacity added	15	Tons of manufacturing capacity added	15
	Grants submitted		Grants submitted	0	Grants submitted	0
Community Development Grant	Promote availability in October			0		
Ohio EPA Recycling Partnership Grant	Households Reached	17,000	Households Reached	27,628	Households Reached	27,628
	Contamination Reduced	30%	Contamination Reduced	32%	Contamination Reduced	32%
World Wildlife Fund	Schools with Curriculum Implemented	3	Schools Implemented	0	Schools Implemented	3

Technical Assistance

Pollution Prevention Internships	Intern Placed	1	Intern Placed	0	Intern Placed	1
----------------------------------	---------------	---	---------------	---	---------------	---

**2019 Hamilton County Recycling and Solid Waste District
4th Quarter Results**

General Technical Assistance	Website inquiries	17	Website inquiries	69	Website inquiries	312
	Hotline calls received	4,500	Hotline calls received	1,402	Hotline calls received	5,906
Let's Stop Waste	Facilities Assisted	115	Total Facilities Assisted	30	Total Facilities Assisted	178
			Schools	12	Schools	54
			Office/Retail/Institutions	15	Office/Retail/Institutions	104
			Bars/Restaurants	0	Bars/Restaurants	14
			Multi-Families	3	Multi-Families	6
	People Reached	11,000	People Reached	8,148	People Reached	37,468
Waste Audit	Businesss Audited		Businesses Audited	1	Businesses Audited	2
Hamilton County Buildings Recycling Program	Departments Assisted	5	Departments Assisted	0	Departments Assisted	4

Outreach and Awareness

Social Media	Social media followers	6,068	Social media followers	6,841	Social media followers	6,841
	Compost blog page views	99,400	Compost blog page views	18,656	Compost blog page views	85,803
Website (unique page views)	Overall visitors to website	268,087	Overall visitors to website	41,821	Overall visitors to website	201,976
	Recycling and Reuse Outlets	30,000	Recycling and Reuse Outlets	4,985	Recycling and Reuse Outlets	20,036
	HHW	19,620	HHW	3,182	HHW	22,278
	Battery	10,000	Battery	1,090	Battery	5,154
	Electronics	20,000	Electronics	2,806	Electronics	14,082
Residential Recycling Campaign	Residential tons recycled increase	50	Residential tons increase	Data not available	Residential tons increase	
	Contamination reduced	10%	Contamination reduced	24%	Contamination reduced	24%
	Total tons recycled target area	546	Total tons recycled target area	Data not available	Total tons recycled target area	
Save the Food Campaign	Develop campaign based on pilot and 2018 campaign.	1	Request for Proposals issued and 2 evaluated.	2	District will issue a new RFP in 2020.	0
Public Events	People reached	1,000	People reached	259	People reached	4,686
	Events attended	10	Events attended	5	Events attended	41
General Presentations	Number of presentations	20	Number of presentations	14	Number of presentations	54
School Based Programs	Assemblies and classroom	110	Assemblies and classroom	39	Assemblies and classroom	216
	Field trips	25	Field trips	12	Field trips	36

**2019 Hamilton County Recycling and Solid Waste District
4th Quarter Results**

School Based Programs	Special events	3	Special Events	1	Special Events	10
	Students and adults reached	10,000	Students and adults reached	2,101	Students and adults reached	10,291
Adult Seminars	Residents reached	400	Residents reached	22	Residents reached	859
	Seminars	10	Seminars	1	Seminars	38
Annual Awards Program	Implement awards program		Awards program implemented		Awards program implemented	
Community Outreach	Target communities assisted	2	Target communities assisted	0	Target communities assisted	1
	General community meetings	10	General community meetings	3	General community meetings	9
Information Emails	Residents opening email	32,000	Residents opening email	3,410	Residents opening email	21,775
Wasted Food Event	Events	1	Events	0	Events	3
	Participants	500	Participants	0	Participants	1,030
Small Business/School HW Outreach	Establish Program		Met to determine need		Met to determine need	
Cincinnati Reds/PNC Electronics Recycling Event	Promote the event					

Data Management/Reporting

OEPA Annual District Report	Submit complete report to OEPA		no activity in 4th quarter	
	Conduct commercial recycling survey		no activity in 4th quarter	
Waste Composition Study	Make report publicly available		no activity in 4th quarter	

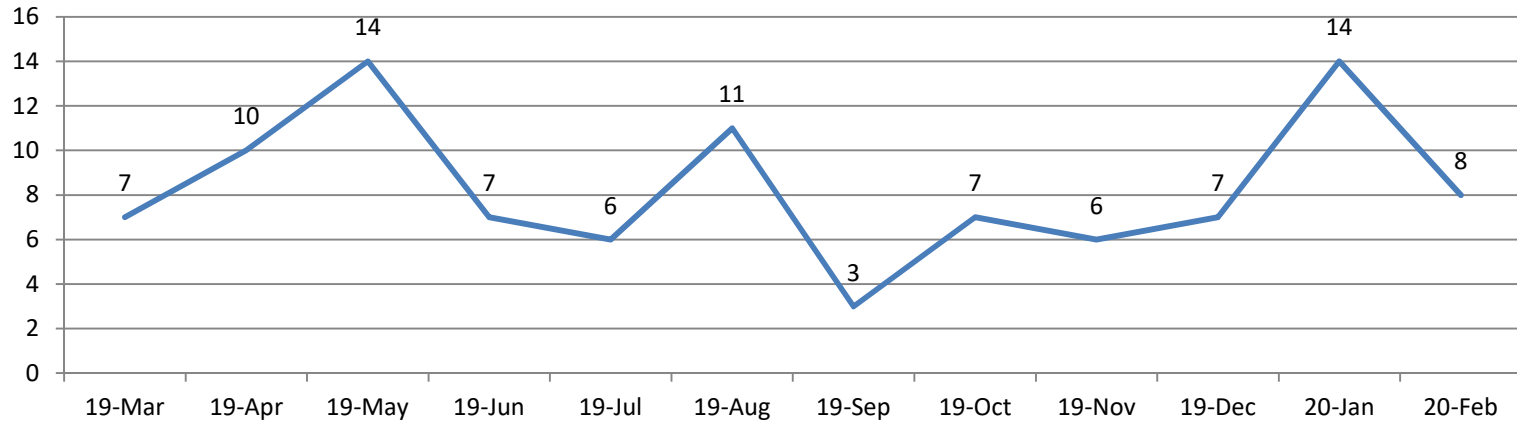
Newsletters

WasteNot	Community contacts reached	1375	Community contacts reached	831	Community contacts reached	1,544
Spencer's	Teachers reached	2000	Teachers reached	671	Teachers reached	2,266
In the Green	Subscribers reached	1450	Subscribers reached	521	Subscribers reached	973

Regional and State Leadership

State Recycling Goals	Provide input		Input provided		0	
Regional solid waste meetings	Meetings organized and attended	2	Meetings organized and attended	1	Meetings organized and attended	2
Green Umbrella	Participate in GU Waste Reduction Action Team/Leadership Meetings	10	Participate in GU Waste Reduction Action Team/Leadership Meetings	3	Participate in GU Waste Reduction Action Team/Leadership Meetings	14

Hamilton County Environmental Enforcement Total Cases Investigated- March 2019- February 2020



COMPLAINTS BY JURISDICTION	MAR	APR	MAY	JUN	JUL	AUG	SEP	OCT	NOV	DEC	JAN	FEB	TOTAL
ANDERSON TWP	2									1			3
CINCINNATI	8	13	25	13	8	23	6	12	13	17	22	13	173
COLERAIN TWP	1	1	2	2	2	2	3	2			4	1	20
CROSBY TWP	1				1								2
GREEN TWP	1						1					1	3
HARRISON TWP		1										1	2
LINCOLN HEIGHTS				2								1	3
MIAMI TWP											1		1
NORTH COLLEGE HILL		1											1
READING												1	1
SILVERTON						1							1
SPRINGFIELD TWP	1										1		2
SYCAMORE TWP		1			1								2
WHITEWATER TWP	1	1		2	1		2			1			8